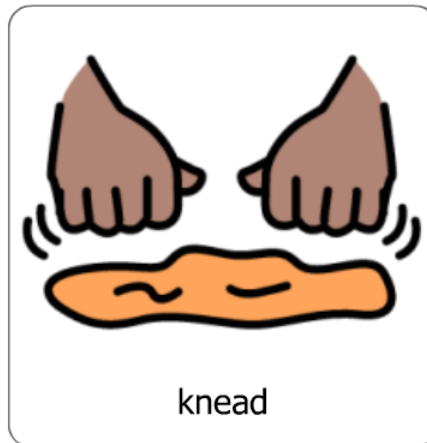
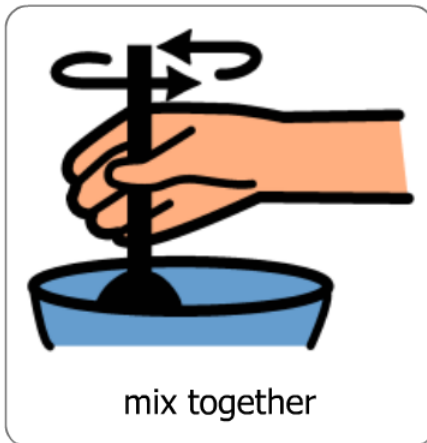
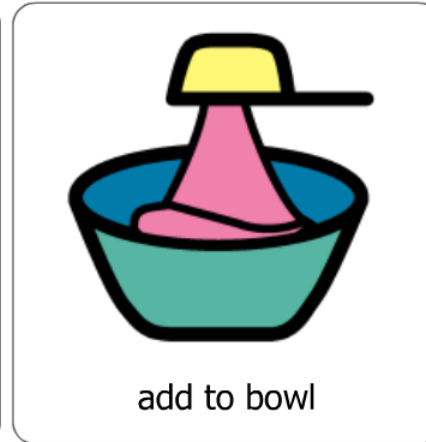


How to make playdough



You will need:

- 8 tablespoons (approx. 60g) plain flour
- 2 tablespoons table salt
- 4 tablespoons (60ml) warm water
- 1 tablespoon vegetable oil
- Few drops of food colouring
- Wooden spoon
- Mixing bowl

How to make:

1. Mix the flour and salt
2. Mix the oil, water and food colouring
3. Add all to bowl and mix together
4. Knead into a ball
5. Have fun playing with the dough!

Model language while you make the playdough together. Comment on what you are doing.

Nouns: spoon, bowl, salt, flour, food colouring, oil, water, colours

Actions: pour, stir, mix, knead, roll

Other: more, again, sticky, soft, warm, cold



You can store the
playdough in the fridge in
an airtight container